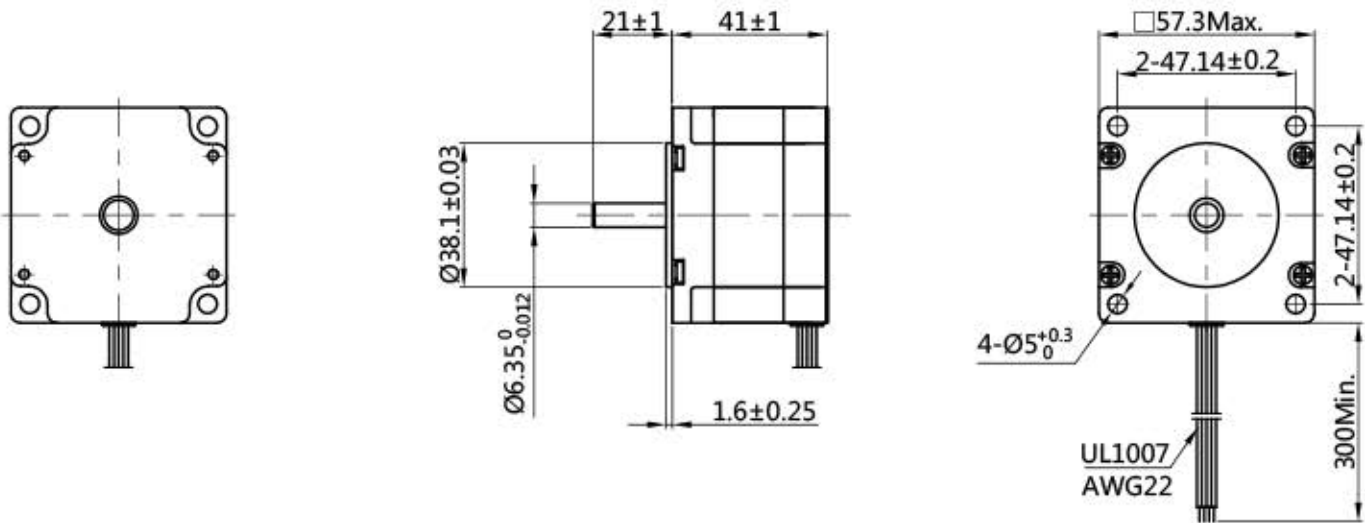
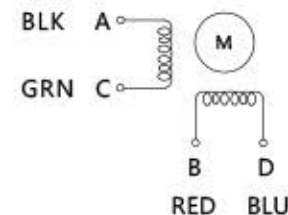


HYBRID STEPPING MOTOR SPECIFICATION

DIMENSIONS unit=mm



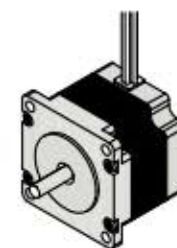
Wiring Diagram



Exciting Sequence vs. Direction of Rotation

STEP	A	B	C	D	
1	+	+	-	-	↓ CW ↑ CCW
2	-	+	+	-	
3	-	-	+	+	
4	+	-	-	+	

Clockwise view from mounting side



1. Number of Phase	2				
2. Step Angle	1.8° deg.				
3. Rated Voltage	1.96 V				
4. Rated Current/Phase	2.8 A (Peak Value)				
5. Phase Resistance	0.7 $\Omega \pm 0.1(20^\circ\text{C})$				
6. Phase Inductance	1.4 mH $\pm 20\%$ (1kHz 1V RMS)				
7. Holding Torque	0.55 N.m				
8. Insulation Class	B (130°); 80K Max.				
9. Weight	0.45 kg				
Specifications		Comment			

REV.	REVISION RECORD	DATE
DESIGN		
STANDARD		
TECHNOLOGY		
CHECK		
APPROVE		

常州倍士福机电有限公司
www.besfoc.cn

Specification

TITLE	STEPPING MOTOR				
DWG.NO.	BF57HS41-2804				
MATERIAL	ECN SIGN	※	SIZE	A4	
REV.	A	SCALE	1:2	SHEET	1 of 1