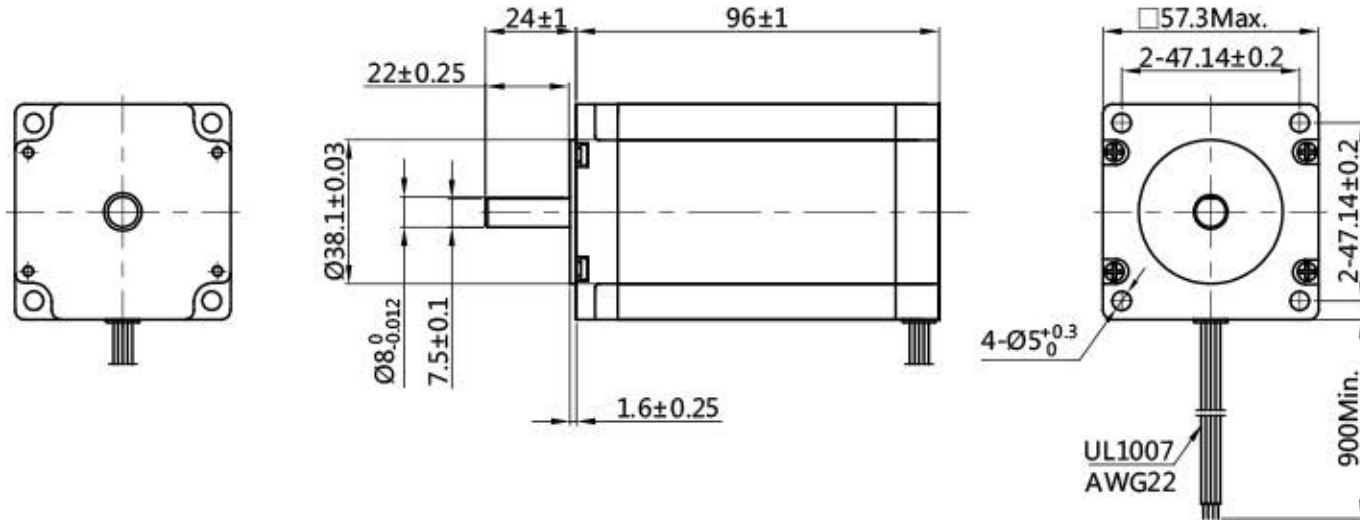
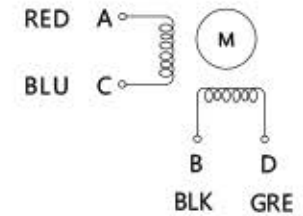


HYBRID STEPPING MOTOR SPECIFICATION

DIMENSIONS unit=mm



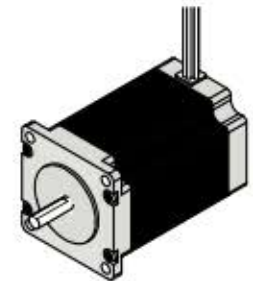
Wiring Diagram



Exciting Sequence vs. Direction of Rotation

STEP	A	B	C	D	
1	+	+	-	-	↓ CW ↑ CCW
2	-	+	+	-	
3	-	-	+	+	
4	+	-	-	+	

Clockwise view from moting side



1. Number of Phase	2				
2. Step Angle	1.8° deg.				
3. Rated Voltage	4.2 V				
4. Rated Current/Phase	3 A (Peak Value)				
5. Phase Resistance	1.4 Ω±10%(20°C)				
6. Phase Inductance	5 mH±20%(1kHz 1V RMS)				
7. Holding Torque	25 Kg.cm				
8. Insulation Class	B (130°) ; 80K Max.				
9. Weight	1.5 kg				
Specifications		Comment			

REV.	REVISION RECORD	DATE
	DESIGN	
	STANDARD	
	TECHNOLOGY	
	CHECK	
	APPROVE	

常州倍士福机电有限公司
www.besfoc.cn

Specification

TITLE	STEPPING MOTOR				
DWG.NO.	BF57HS100-3004-01				
MATERIAL		ECN SIGN	※	SIZE	A4
REV.	A	SCALE	1:2	SHEET	1 of 1