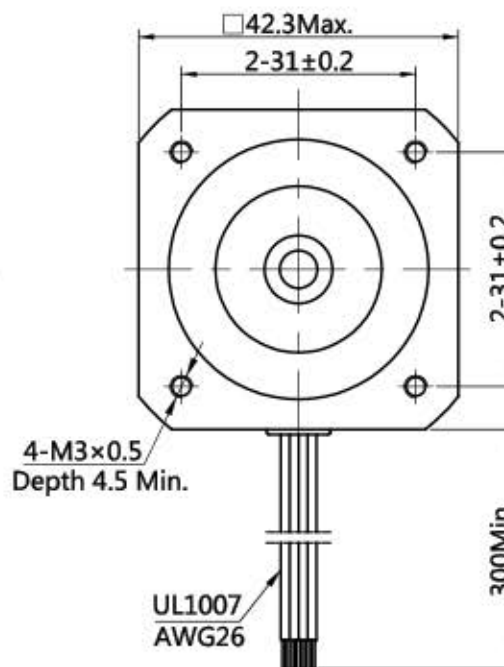
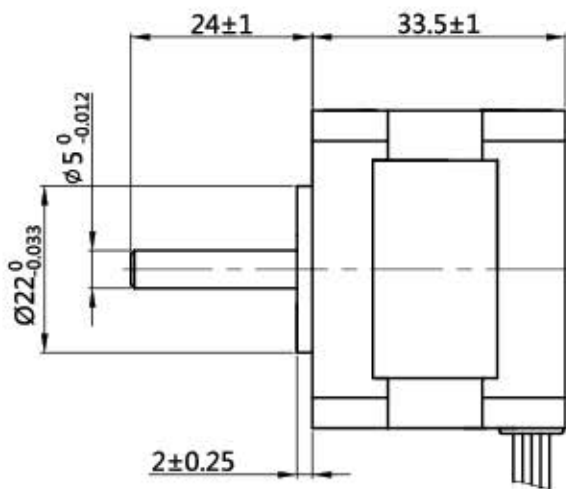
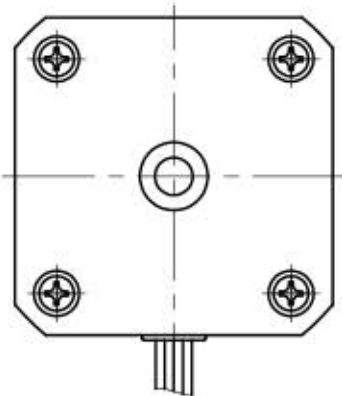


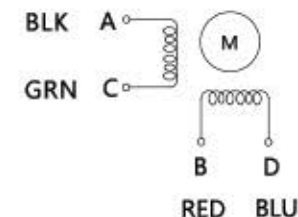
HYBRID STEPPING MOTOR SPECIFICATION

DIMENSIONS unit=mm



UL1007
AWG26


Wiring Diagram



Exciting Sequence vs. Direction of Rotation

STEP	A	B	C	D	
1	+	+	-	-	CCW ↑
2	-	+	+	-	
3	-	-	+	+	
4	+	-	-	+	

Clockwise view from mounting side



1. Number of Phase	2				
2. Step Angle	1.8° deg.				
3. Rated Voltage	12 V				
4. Rated Current/Phase	0.4 A (峰值 Peak Value)				
5. Phase Resistance	30 Ω±10%(20°C)				
6. Phase Inductance	35 mH±20%(1kHz 1V RMS)				
7. Holding Torque	2.8 kg.cm				
8. Insulation Class	B (130°) ; 温升 80K Max.				
9. Weight	0.22 kg				
Specifications		Comment			

REV.	REVISION RECORD	DATE
DESIGN	常州倍士福机电有限公司 www.besfoc.cn	
STANDARD		
TECHNOLOGY		
CHECK		
APPROVE		

TITLE	STEPPING MOTOR			
DWG.NO.	BF42HS34-0404			
MATERIAL	ECN SIGN	※	SIZE	A4
REV.	A	SCALE	1:2	SHEET 1 of 1

Specification