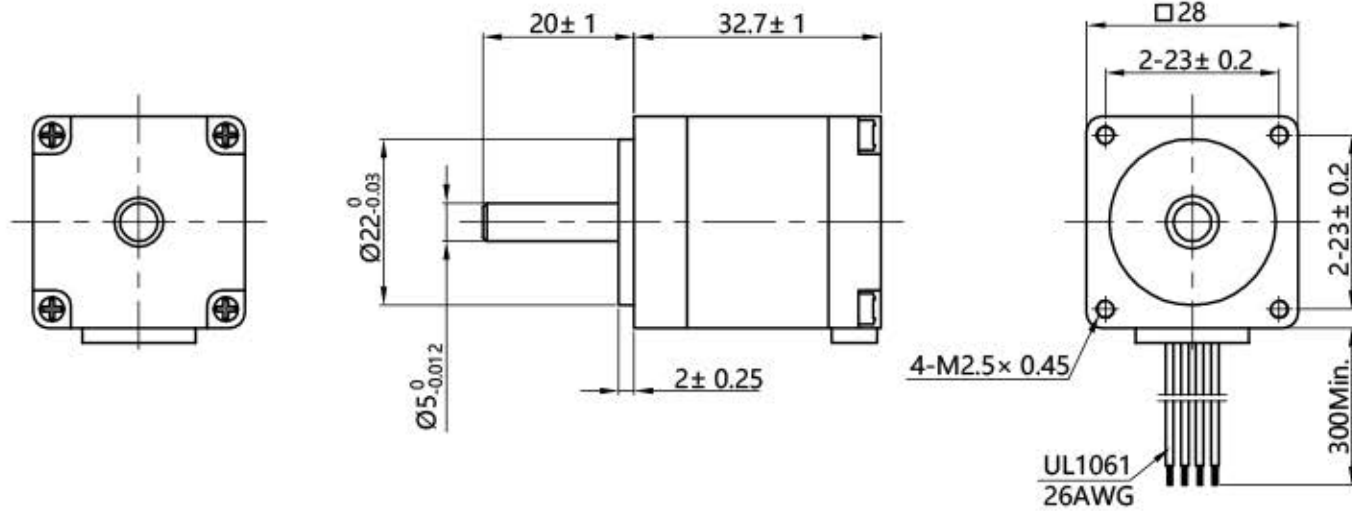
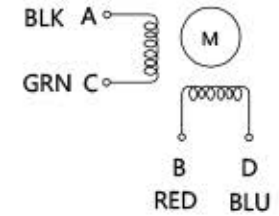


HYBRID STEPPING MOTOR SPECIFICATION

DIMENSIONS unit=mm



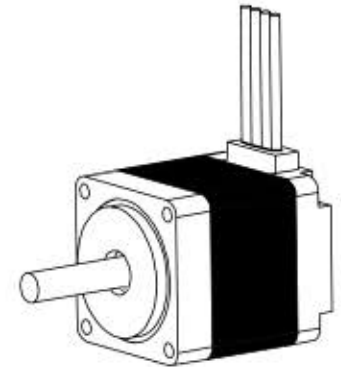
Wiring Diagram



Exciting Sequence vs. Direction of Rotation

STEP	A	B	C	D	
1	+	+	-	-	↓ CW ↑ CCW
2	-	+	+	-	
3	-	-	+	+	
4	+	-	-	+	

Clockwise view from mounting side



1. Number of Phase	2				
2. Step Angle	1.8° deg.				
3. Rated Voltage	3.8 V				
4. Rated Current/Phase	0.67 A (Peak Value)				
5. Phase Resistance	5.6 Ω ± 0.1(20°C)				
6. Phase Inductance	3.4 mH± 20%(1kHz 1V RMS)				
7. Holding Torque	600g.cm				
8. Insulation Class	B (130°) ; 80K Max.				
9. Weight	0.11 kg				
Specifications		Comment			

REV.	REVISION RECORD	DATE
DESIGN		
STANDARD		
TECHNOLOGY		
CHECK		
APPROVE		

常州倍士福机电有限公司
www.besfoc.cn

Specification

TITLE	STEPPING MOTOR				
DWG.NO.	BF28HS32-0674				
MATERIAL	ECN SIGN	※	SIZE	A4	
REV.	A	SCALE	1:1	SHEET	1 of 1